



2012-2013 GMT Reports for District (or Undistricted) **District 117 B GREECE**

GMT: **Dott DOMENICO MESSINA**

Location: **GREECE**

GMT CA: **4**

CLUBS

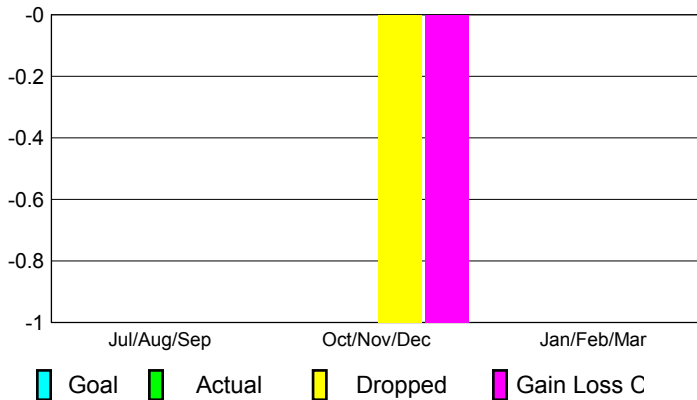
Club Results
2012-2013

Clubs
2011-2012

Month	New Club Goal	Actual New Clubs	Actual Dropped Clubs	Gain/Loss of Clubs	Gain/Loss of Clubs
Jul/Aug/Sep		0	0	0	0
Oct/Nov/Dec		0	-1	-1	0
Jan/Feb/Mar					0
Totals		0	-1	-1	0

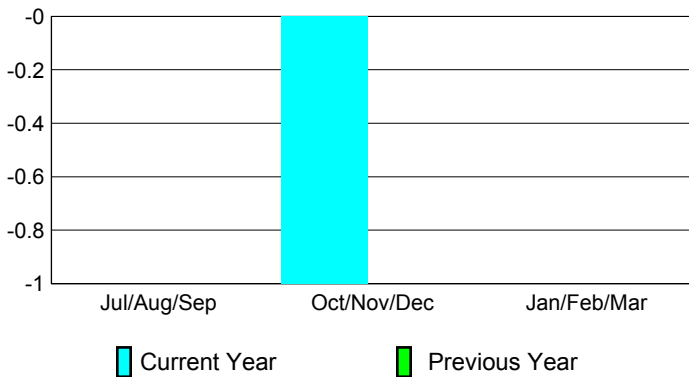
Club Results 2012-2013

Goal, New, Dropped, Gain/Loss



Comparison of Club Gain/Loss

Current Year Compared to the Previous Year



YTD Status Quo Clubs 2012-2013

Status Quo Clubs Compared to Status Quo Members



MEMBERSHIP

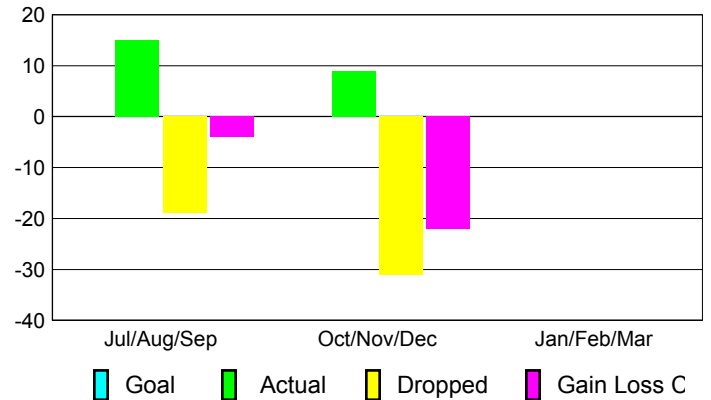
Membership Results
2012-2013

Membership
2011-2012

Month	Net Memb Goal	Actual New Memb	Actual Dropped Memb	Gain/Loss of Memb	Gain/Loss of Memb
Jul/Aug/Sep		15	-19	-4	3
Oct/Nov/Dec		9	-31	-22	-6
Jan/Feb/Mar					-2
Totals		24	-50	-26	-5

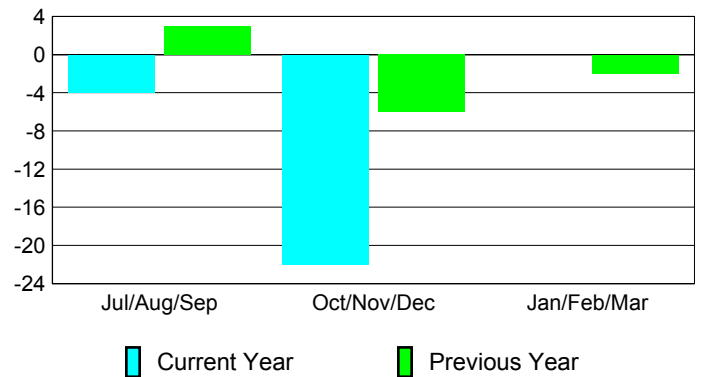
Membership Results 2012-2013

Goal, New, Dropped, Gain/Loss

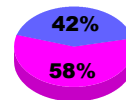


Comparison of Membership Gain/Loss

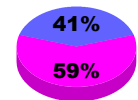
Current Year Compared to the Previous Year



Gender Comparison 2012-2013



Jul/Aug/Sep



Oct/Nov/Dec

Jan/Feb/Mar

Male

Female



2012-2013 GMT Reports for District (or Undistricted) **District 117 B CYPRUS**

GMT: **Dott DOMENICO MESSINA**

Location: **CYPRUS**

GMT CA: **4**

CLUBS

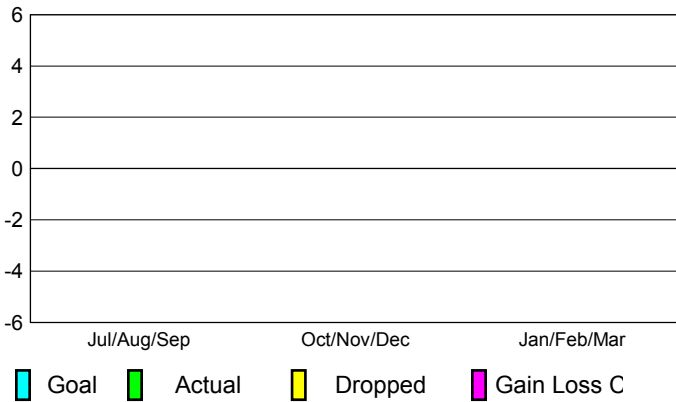
Club Results
2012-2013

Clubs
2011-2012

Month	New Club Goal	Actual New Clubs	Actual Dropped Clubs	Gain/Loss of Clubs	Gain/Loss of Clubs
Jul/Aug/Sep		0	0	0	0
Oct/Nov/Dec		0	0	0	0
Jan/Feb/Mar					0
Totals		0	0	0	0


Club Results 2012-2013

Goal, New, Dropped, Gain/Loss




Comparison of Club Gain/Loss

Current Year Compared to the Previous Year



YTD Status Quo Clubs 2012-2013

Status Quo Clubs Compared to Status Quo Members



MEMBERSHIP

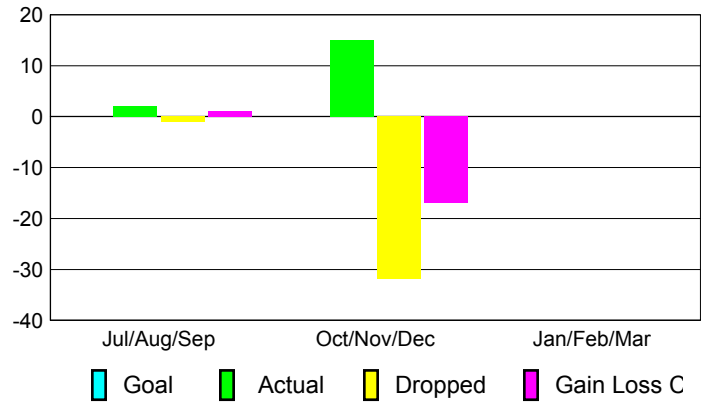
Membership Results
2012-2013

Membership
2011-2012

Month	Net Memb Goal	Actual New Memb	Actual Dropped Memb	Gain/Loss of Memb	Gain/Loss of Memb
Jul/Aug/Sep		2	-1	1	-9
Oct/Nov/Dec		15	-32	-17	-17
Jan/Feb/Mar					-10
Totals		17	-33	-16	-36

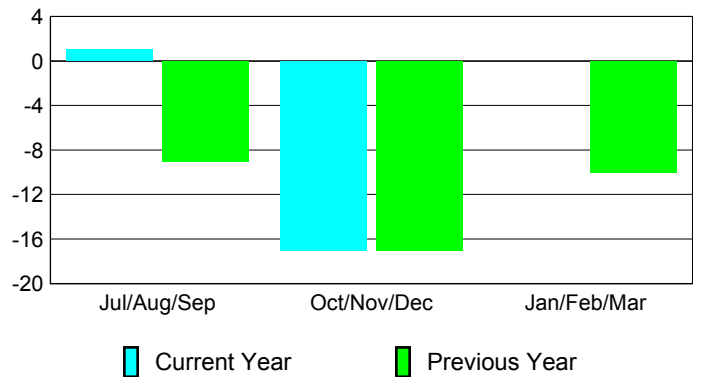
Membership Results 2012-2013

Goal, New, Dropped, Gain/Loss

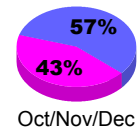
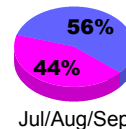


Comparison of Membership Gain/Loss

Current Year Compared to the Previous Year



Gender Comparison 2012-2013



Jan/Feb/Mar

Male

Female